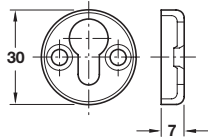



BED CONNECTING FITTINGS

Capsule bed connecting fitting

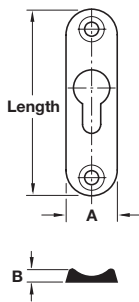


- > For mounting in pre-drilled holes
- > For hooking onto pan head Hospa screws as shown
- > Bright steel
- > Order qty: 1 pc



Bed connecting fitting Cat. No.
271.61.306

Profiled plate



- > With one keyhole, for hooking onto raised head countersunk Hospa screw as shown in table below
- > For machined-recess installation
- > For use as K.D. fittings for beds or upholstered furniture
- > Bright steel
- > Order qty: 1 pc



Length	Dim. A	Dim. B	Raised head screw	Fixing screw size*	Cat. No
43 mm	16 mm	4.0 mm	Ø 5.0 mm	Ø 3.5 mm	273.55.004
46 mm	10 mm	3.6 mm	Ø 3.0 mm	Ø 3.0 mm	271.53.000
60 mm	16 mm	3.5 mm	Ø 5.0 mm	Ø 4.0 mm	271.52.003
70 mm	20 mm	4.5 mm	Ø 6.0 mm	Ø 4.5 mm	271.52.012



> Hospa screws are shown on pages **388-393, 402**