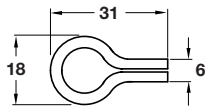


SUPPORTS WITH SLEEVES FOR WOODEN SHELVES

Loop shelf support, plug in, for use with socket



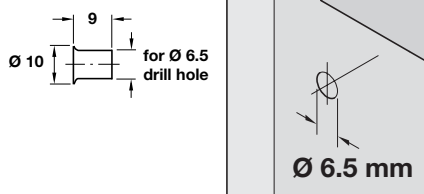
- > For press fitting into socket (not included, order separately)
- > Steel
- > Order qty: Multiples of 100 pcs



For press fitting into socket order 282.66.100/800/600 separately, shown below

Finish	Cat. No.
Florentine bronzed	282.44.100
Electro brassed	282.44.800
Nickel-plated	282.44.600

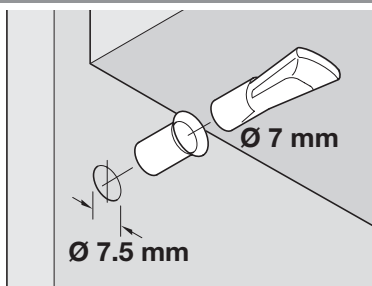
Socket, plug in, for Ø 6.5 mm holes



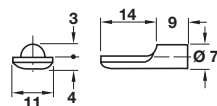
- > For use with shelf support Cat. No. 282.44.100/800/600
- > For Ø 6.5 mm hole
- > Steel
- > Order qty: Multiples of 100 pcs

Finish	Cat. No.
Florentine bronzed	282.66.100
Electro brassed	282.66.800
Nickel-plated	282.66.600

Shelf support, plug in, for Ø 7 mm holes, or for use with socket



Note: Socket not included



- > Spoon shaped
- > For Ø 7 mm hole or press fitting into socket (not included, order separately)
- > Load carrying capacity 100 kg*
- > Steel
- > Order qty: Multiples of 100 pcs



For press fitting into socket order 282.50.508/704 separately, shown on page 218



*Load carrying capacity applies to 4 shelf supports bearing an evenly distributed load. Testing was carried out according to DIN EN 1727: 1998-06 "Mechanical safety requirements for shelf supports"

Finish	Cat. No.
Brass-plated	282.01.505
Nickel-plated	282.01.701