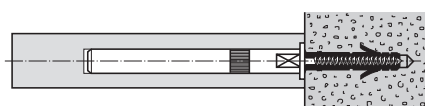
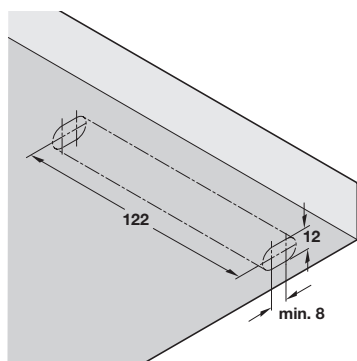
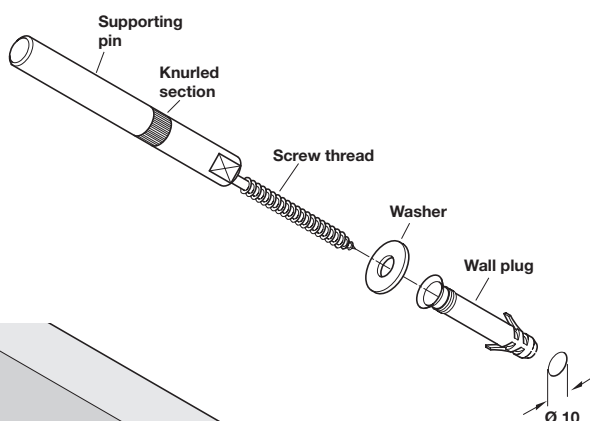
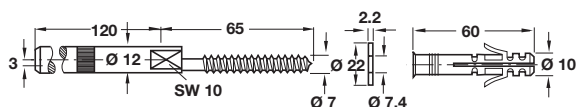


Concealed shelf support, for installation into masonry walls



- > For concealed mounting of shelves
- > For installation into masonry walls
- > Suitable for all domestic applications, especially shelving systems, radiator screens and telephone supports
- > Screw fixing
- > Fitting consists of:
 - > 1x Supporting pin with screw, hardened steel
 - > 1x Washer, galvanized steel
 - > 1x Wall plug, SR 10 60 mm, grey nylon
- > Drill Ø 10 mm hole and insert wall plug
- > Slip washer (supplied) onto screw thread
- > Screw shelf support into wall plug
- > Install shelf on support as far as the knurled section
- > Use an SW 10 open-ended wrench for vertical adjustment
- > Finally push the shelf all the way to the wall
- > Order qty: 1 pc (1 pc = 1 pin, 1 washer, 1 washer and 1 wall plug)



Shelf support Cat. No. 283.30.038



- > The load capacity of the shelf support is dependent on:
 - Shelf material
 - Shelf depth
 - Properties and condition of wall
- > More than 2 pcs may be required per shelf depending on shelf weight and dimensions