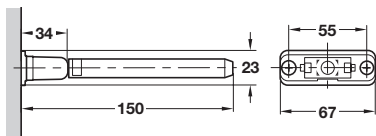


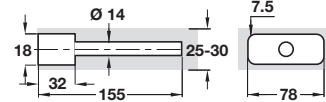
# TRIADE CONCEALED SHELF SUPPORT



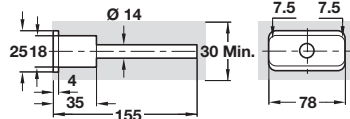
Triade concealed shelf support



For shelf thickness 25-30 mm

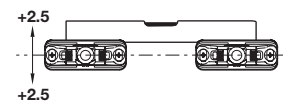


For shelf thickness above 30 mm

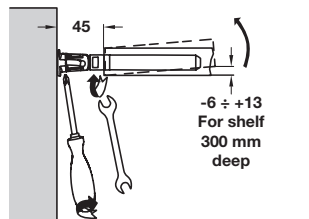


- > Concealed mounting
- > For 25-40 mm shelf thickness
- > Load carrying capacity: 15 kg per support (shelf weight included) for max. shelf depth 300 mm
- > For min. shelf depth 160 mm
- > Zinc alloy and steel
- > Order qty: 1 pc

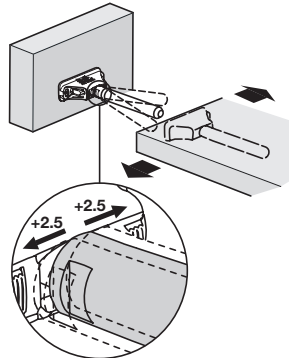
Align brackets vertically accordingly



- Step 1- Turn clockwise the supporting pin with shelf angle front to back accordingly
- Step 2- Screw the locking bolt to block the pin



- Step 1- Tilt the shelf to match both supporting pins and shelf housings
- Step 2- Adjust the shelf horizontally according to the application (i.e. multi-shelf composition)



> Fixings not included: Order pan head screws, M5 x 12 mm 020.24.250 separately



> Bracket to improve shelf support load capacity available to order separately, shown on page 49

Triade concealed shelf support

Cat. No.  
283.39.010