

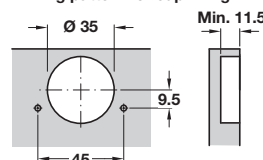
HÄFELE POST HINGE



Photo shown with add on soft close
312.07.711 fitted, see page 327

- > Opening angle 90°
- > Drilling diameter for hinge cup: 35 mm
- > Drilling depth 11.5 mm
- > Hinge on plate mounting system
- > Standard drilling for hinge and mounting plate
- > Hinge integrated adjustment
- > Order fixing screws separately
- > Order qty: 1 pc

Drilling pattern for cup fixing



Häfele Post and Pie-Cut hinge

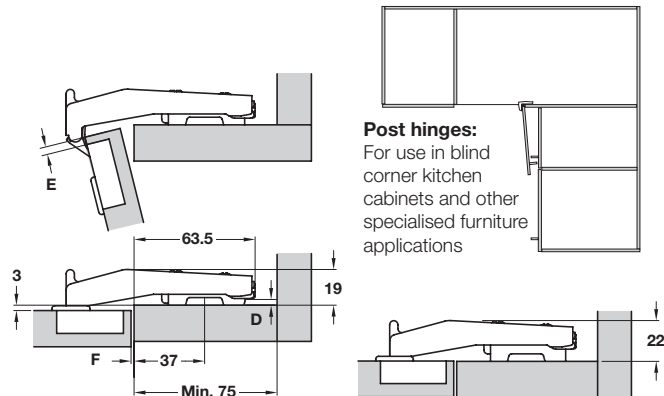
Minimum gap for doors with chamfered edges ($r = 1$ mm) with factory setting

Door thickness mm	Distance to cup E mm		
	3.0	4.0	5.0
16	0.3	0.3	0.3
17	0.5	0.5	0.5
18	0.7	0.7	0.7
19	1.0	0.9	0.9
20	1.3	1.2	1.2
21	1.7	1.6	1.5
22	2.5	2.1	2.0
Minimum gap F			



Soft close clip on fitting for sprung hinges
shown on page 327

Häfele Post hinge



Drawings show application on
D = 0 mm thick mounting plate

Drawings show application on
D = 3 mm thick mounting plate

Post hinges:
For use in blind
corner kitchen
cabinets and other
specialised furniture
applications



> Click on post hinge, mounting plates must be ordered
separately, shown below



Fixing
Screw fixing



Click on
312.28.500

YOU ALSO NEED:



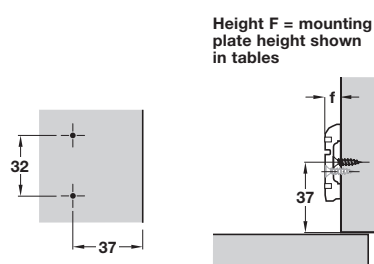
MOUNTING PLATES
Page 326 and below



FIXING SCREWS
Page 468

OPTIONAL ACCESSORIES
Pages 328, 403-417

Click on mounting plate



- > Hospa screw fixing or with pre-mounted Euro screws
- > One part plate with ± 2 mm height adjustment
- > Nickel-plated steel
- > Order qty: 1 pc

Height f
0 mm
Hospa screw
312.30.540

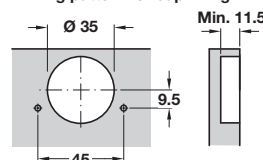
HÄFELE POST HINGE



Photo shown with add on soft close 312.07.711 fitted, see page 327

- > Opening angle 90°
- > Drilling diameter for hinge cup: 35 mm
- > Drilling depth 11.5 mm
- > Hinge on plate mounting system
- > Standard drilling for hinge and mounting plate
- > Hinge integrated adjustment
- > Order fixing screws separately
- > Order qty: 1 pc

Drilling pattern for cup fixing



Häfele Post and Pie-Cut hinge

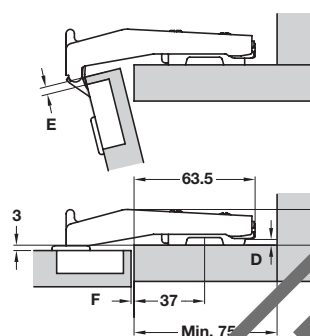
Minimum gap for doors with chamfered edges (r = 1 mm) with factory setting

Door thickness mm	Distance to cup E mm		
	3.0	4.0	5.0
16	0.3	0.3	0.3
17	0.5	0.5	0.5
18	0.7	0.7	0.7
19	1.0	0.9	0.9
20	1.3	1.2	1.2
21	1.7	1.6	1.5
22	2.5	2.1	2.0
Minimum gap F			



Soft close clip on fitting for sprung hinges shown on page 327

Häfele Post hinge



Drawings show application on D = 0 mm thick mounting plate

Post hinges:

For use in blind corner kitchen cabinets and other specialised furniture applications



Drawings show application on 22 mm thick mounting plate



- > For Click on post hinge, mounting plates to order separately are shown on page 326
- > For Slide on post hinge, mounting plate 312.10.550 or 312.10.550 must be ordered separately shown below



Fixing	Click on	Slide on
Screw fixing	312.28.500	312.06.510

YOU ALSO NEED:



MOUNTING PLATES
Page 326 and below



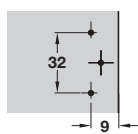
FIXING SCREWS
Page 468



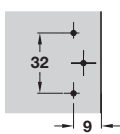
OPTIONAL ACCESSORIES
Pages 328, 403-417

Mounting plate for post hinge

For Hospa screws



With pre-mounted Euro screws



- > For Slide on post hinge Cat. No. 312.06.510
- > Hospa screw fixing or with pre-mounted Euro screws
- > Nickel-plated steel
- > Order fixing screws separately for Hospa screw fixing version
- > Order qty: 1 pc



Height	Pre-mounted Euro screws	Hospa screws
0 mm	312.12.550	312.10.550