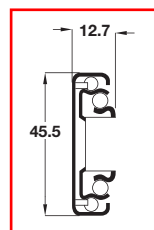


BALL BEARING DRAWER RUNNERS

Drawer runners, full extension

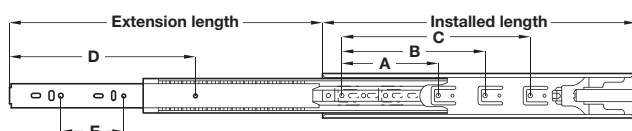
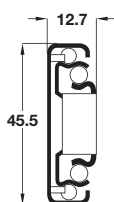


- > 45 kg carrying capacity
- > Hold-in feature holds the drawer in
- > Front disconnect (by pressing lever) for drawer removal
- > Tolerance absorption tabs
- > 32 mm drilling pattern
- > Breathing tabs, easy installation
- > Zinc-plated steel
- > Order fixing screws separately
- > Order qty: Multiples of 30 pairs



Inst./Ext. length	Cat. No.
250 mm	432.44.925
300 mm	432.44.930
350 mm	432.44.935
400 mm	432.44.940
450 mm	432.44.945
500 mm	432.44.950
550 mm	432.44.955
600 mm	432.44.960
650 mm	432.44.965
700 mm	432.44.970

Soft close drawer runners, full extension with disconnect



- > For use in application such as small and medium cabinets, desk and kitchen drawers where a full extension soft closing runner is required
- > Side mounted
- > Please note maximum drawer width to be used
- > *35 kg carrying capacity
- > Hold-in feature holds the closed drawer in
- > Front disconnected by pressing lever for drawer removal
- > Zinc-plated steel
- > Order fixing screws separately
- > Order qty: 1 pair



(All dimensions in mm)

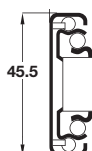
Installed length	Extension length	A	B	C	D	E	Cat. No.
300	260	-	-	-	-	192	432.44.730
350	300	128	-	-	223.5	105	432.44.735
400	400	180	-	-	273.5	105	432.44.740
450	450	-	224	-	318.5	160	432.44.745
500	500	-	224	278	369.5	160	432.44.750
550	550	-	224	320	421.5	160	432.44.755
600	600	-	224	384	447	160	432.44.760



*Load ratings vary according to runner length. Load rating shown is the maximum for a pair of 450 mm length side mounted runners installed 450 mm apart. For larger drawers a test installation is advised. Please contact us for further information if required

BALL BEARING DRAWER RUNNERS

Drawer runners, full extension



- > 45 kg carrying capacity
- > Hold-in feature holds the drawer in
- > Front disconnect (by pressing lever) for drawer removal
- > Tolerance absorption tabs
- > 32 mm drilling pattern
- > Breathing tabs, easy installation
- > Zinc-plated steel
- > Order fixing screws separately
- > Order qty: Multiples of 30 pairs

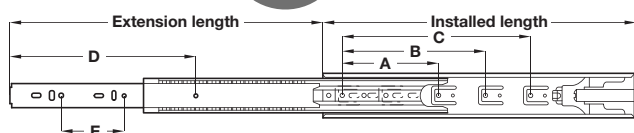
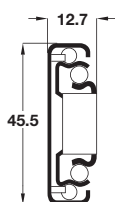
Full
Extension

M4 FIXINGS
REQUIRED

FIXINGS
REQUIRED
HCSPA
Ø 4.0

Inst./Ext. length	Cat. No.
250 mm	432.44.925
300 mm	432.44.930
350 mm	432.44.935
400 mm	432.44.940
450 mm	432.44.945
500 mm	432.44.950
550 mm	432.44.955
600 mm	432.44.960
650 mm	432.44.965
700 mm	432.44.970

Soft close drawer runners, full extension, with damper



- > For use in application such as small and medium cabinets, desk and kitchen drawers where a full extension soft closing runner is required
- > Side mounted
- > Please note maximum drawer width to be used
- > *35 kg carrying capacity
- > Hold-in feature holds the closed drawer in
- > Front disconnected by pressing lever for drawer removal
- > Zinc-plated steel
- > Order fixing screws separately
- > Order qty: 1 pair

Full
Extension

M4 FIXINGS
REQUIRED

FIXINGS
REQUIRED
HCSPA
Ø 4.0

(All dimensions in mm)

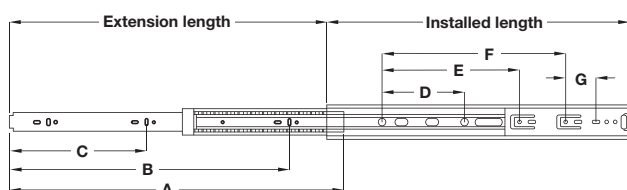
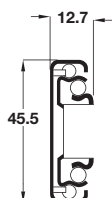
Installed length	Extension length	A	B	C	D	E	Cat. No.
300	260	-	-	-	-	192	432.44.730
350	300	128	-	-	223.5	105	432.44.735
400	400	180	-	-	273.5	105	432.44.740
450	450	-	224	-	318.5	160	432.44.745
500	500	-	224	278	369.5	160	432.44.750
550	550	-	224	320	421.5	160	432.44.755
600	600	-	224	384	447	160	432.44.760



*Load ratings vary according to runner length. Load rating shown is the maximum for a pair of 450 mm length side mounted runners installed 450 mm apart. For larger drawers a test installation is advised. Please contact us for further information if required

BALL BEARING DRAWER RUNNERS

Drawer runners, full extension



- > 45 kg carrying capacity
- > Hold-in feature holds the drawer in
- > Front disconnect (by pressing lever) for drawer removal
- > Tolerance absorption tabs
- > 32 mm drilling pattern
- > Breathing tabs, easy installation
- > Zinc-plated steel
- > Order fixing screws separately
- > Order qty: Multiples of 30 pairs

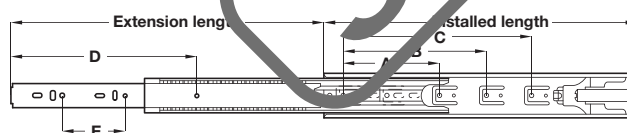
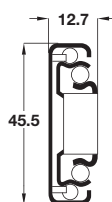
**Full
Extension**



(All dimensions in mm)

Inst./Ext. length	A	B	C	D	E	F	G	Cat. No.
250	246	-	176	168	-	-	-	432.44.925
300	296	224	96	224	-	-	-	432.44.930
350	346	256	128	-	224	50	-	432.44.935
400	396	300	160	224	-	38	-	432.44.940
450	446	352	180	224	352	-	-	432.44.945
500	496	410	202	224	352	16	-	432.44.950
550	546	448	220	224	352	416	50	432.44.955
600	596	502	250	224	352	480	50	432.44.960
650	646	570	288	224	352	544	-	432.44.965
700	696	576	288	224	352	544	50	432.44.970

Soft close drawer runners, full extension with disconnect



- > For use in application such as small and medium cabinets, desk and kitchen drawers where a full extension soft closing runner is required
- > Side mounted
- > Please note maximum drawer width to be used
- > *35 kg carrying capacity
- > Hold-in feature holds the closed drawer in
- > Front disconnected by pressing lever for drawer removal
- > Zinc-plated steel
- > Order fixing screws separately
- > Order qty: 1 pair

**Full
Extension**



(All dimensions in mm)

Installed length	Extension length	A	B	C	D	E	Cat. No.
300	260	-	-	-	-	192	432.44.730
350	300	128	-	-	223.5	105	432.44.735
400	400	180	-	-	273.5	105	432.44.740
450	450	-	224	-	318.5	160	432.44.745
500	500	-	224	278	369.5	160	432.44.750
550	550	-	224	320	421.5	160	432.44.755
600	600	-	224	384	447	160	432.44.760



*Load ratings vary according to runner length. Load rating shown is the maximum for a pair of 450 mm length side mounted runners installed 450 mm apart. For larger drawers a test installation is advised. Please contact us for further information if required