


LEGS FOR BESPOKE DESIGN

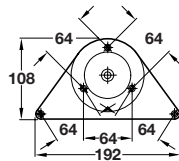
For individual design and assembly of table legs, supporting legs for counters, wardrobes etc.

- > For assembly 1 cone each is required for the mounting plate and the Rondella wheel
- > Press in cone and adjusting foot. Do not knock in

-  > Load carrying capacity is dependent on the type of material, size and weight of the construction



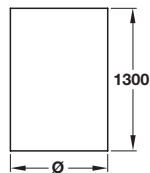
Mounting plate



- > For Ø 60 or Ø 80 mm legs
- > M10 x 25 mm threaded screw
- > Zinc alloy
- > Order qty: 1 pc

Finish	Cat. No.
Dark grey	635.06.016

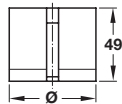
Steel tube



- > For cutting to size
- > Steel, wall thickness 1.2 mm
- > Order qty: 1 pc

Finish	Ø 60 mm	Ø 80 mm
Polished chrome-plated	635.20.213	635.21.213
Stainless steel col. lacquered	635.20.413	635.21.413

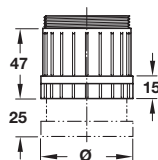
Cone



- > With M10 internal thread
- > Dark grey plastic and bright zinc alloy
- > Order qty: 1 pc

For tube Ø (Ø)	Ø 60 (58) mm	Ø 80 (78) mm
Cat. No.	635.06.025	635.07.022

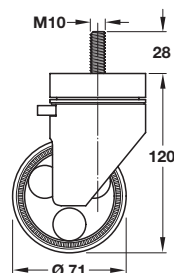
Adjustable foot



- > With +25 mm height adjustment
- > Black plastic
- > Order qty: 1 pc

For tube Ø	Ø 60 mm	Ø 80 mm
Cat. No.	635.06.007	635.07.004

Swivel castor



- > With brake for wheel and guide movement
- > Black plastic
- > Order qty: 1 pc

For tube Ø	Load capacity	Cat. No.
Ø 60 mm	150 kg	661.29.300